






















Counts performed for NVDA by  
 Transpotation Systems Planning  
 1 Bassy Street  
 Lebanon, NH 03766

Site Code: 000002015066  
 Station ID:  
 EAST HILL ROAD TROY  
 SOUTH OF VT ROUTE 105  
 Latitude: -999' 0.000 South

Start Time	Mon 17-Aug-15	Tue 18-Aug-15	Wed 19-Aug-15	Thu 20-Aug-15	Fri 21-Aug-15	Average Day	Sat 22-Aug-15	Sun 23-Aug-15	Week Average
12:00 AM	*	*	*	*	*	*	*	0	0
01:00	*	*	*	*	*	*	*	1	1 
02:00	*	*	*	*	*	*	*	0	0
03:00	*	*	*	*	*	*	*	1	1 
04:00	*	*	*	*	*	*	*	1	1 
05:00	*	*	*	*	*	*	*	0	0
06:00	*	*	*	*	*	*	*	2	2 
07:00	*	*	*	*	*	*	*	10	10 
08:00	*	*	*	*	*	*	*	9	9 
09:00	*	*	*	*	*	*	*	9	9 
10:00	*	*	*	*	*	*	*	11	11 
11:00	*	*	*	*	*	*	*	<b>22</b>	<b>22</b> 
12:00 PM	*	*	*	*	*	*	*	20	20 
01:00	*	*	*	*	*	*	*	<b>22</b>	<b>22</b> 
02:00	*	*	*	*	*	*	*	14	14 
03:00	*	*	*	*	*	*	*	14	14 
04:00	*	*	*	*	*	*	*	19	19 
05:00	*	*	*	*	*	*	<b>25</b>	13	19 
06:00	*	*	*	*	*	*	12	10	11 
07:00	*	*	*	*	*	*	7	13	10 
08:00	*	*	*	*	*	*	10	3	6 
09:00	*	*	*	*	*	*	7	7	7 
10:00	*	*	*	*	*	*	2	3	2 
11:00	*	*	*	*	*	*	4	1	2 
Day Total	0	0	0	0	0	0	67	205	212
% Avg. WkDay	0.0%	0.0%	0.0%	0.0%	0.0%				
% Avg. Week	0.0%	0.0%	0.0%	0.0%	0.0%	0.0%	31.6%	96.7%	
AM Peak Volume								11:00 22	11:00 22
PM Peak Volume							17:00 25	13:00 22	13:00 22

Counts performed for NVDA by  
 Transpotation Systems Planning  
 1 Bassy Street  
 Lebanon, NH 03766

Site Code: 000002015066  
 Station ID:  
 EAST HILL ROAD TROY  
 SOUTH OF VT ROUTE 105  
 Latitude: -999' 0.000 South

Start Time	Mon 24-Aug-15	Tue 25-Aug-15	Wed 26-Aug-15	Thu 27-Aug-15	Fri 28-Aug-15	Average Day	Sat 29-Aug-15	Sun 30-Aug-15	Week Average
12:00 AM	1	0	1	1	0	1	1	*	1
01:00	0	0	0	0	2	0	1	*	0
02:00	0	0	0	0	0	0	2	*	0
03:00	2	0	1	0	1	1	0	*	1
04:00	2	4	2	2	2	2	0	*	2
05:00	7	3	5	3	3	4	0	*	4
06:00	8	13	13	12	9	11	4	*	10
07:00	15	<b>17</b>	<b>20</b>	<b>27</b>	<b>26</b>	<b>21</b>	11	*	<b>19</b>
08:00	<b>21</b>	6	6	9	7	10	9	*	10
09:00	10	13	14	17	17	14	11	*	14
10:00	12	15	10	12	12	12	<b>29</b>	*	15
11:00	17	9	15	17	13	14	24	*	16
12:00 PM	15	6	14	13	10	12	*	*	12
01:00	7	13	14	<b>28</b>	23	17	*	*	17
02:00	14	14	26	16	<b>25</b>	19	*	*	19
03:00	20	15	26	21	12	19	*	*	19
04:00	21	18	27	23	15	21	*	*	21
05:00	<b>23</b>	9	<b>33</b>	27	24	<b>23</b>	*	*	<b>23</b>
06:00	12	<b>20</b>	18	13	19	16	*	*	16
07:00	18	13	12	23	15	16	*	*	16
08:00	0	7	9	6	5	5	*	*	5
09:00	7	5	1	3	9	5	*	*	5
10:00	3	1	2	3	3	2	*	*	2
11:00	1	1	3	0	0	1	*	*	1
Day Total	236	202	272	276	252	246	92	0	248
% Avg. WkDay	95.9%	82.1%	110.6%	112.2%	102.4%				
% Avg. Week	95.2%	81.5%	109.7%	111.3%	101.6%	99.2%	37.1%	0.0%	
AM Peak Volume	08:00 21	07:00 17	07:00 20	07:00 27	07:00 26	07:00 21	10:00 29		07:00 19
PM Peak Volume	17:00 23	18:00 20	17:00 33	13:00 28	14:00 25	17:00 23			17:00 23
Grand Total	236	202	272	276	252	246	159	205	460
ADT		ADT 237		AADT 237					